



2026 Central Florida Fair 4-H Contests

Open to Brevard, Lake, Orange, Osceola, Seminole & Volusia

February 26–March 8, 2026

Register in [4Honline](#) by **January 31, 2026**

4-H Photography



4-H Posters



4-H Member Project Exhibits



4-H Game Boards



An Equal Opportunity Institution.

The University of Florida is committed to providing universal access to all our events. For disability accommodations such as sign language interpreters and listening devices, please contact orange4h@ifas.ufl.edu at least one week in advance. Advance notice is necessary to arrange for some accessibility needs

Important Dates:

- January 31, 2026:** **Registration Deadline in 4-H Online**
- February 9-16, 2026:** **Exhibit Drop-off at UF IFAS Seminole County Extension**
- February 23, 2026:** **Exhibit Drop-off at Central Florida Fair* 10:00-3:00**
- March 9, 2026:** **Exhibit pick-up at CFF* 10:00-3:00**
- March 10-13, 2026:** **Exhibit pick-up at UF IFAS Seminole County Extension**

Check with your 4-H agent about county specific drop off or pick up instructions



Please contact your county agent for questions regarding eligibility and registration.

Brevard County: Gayle Whitworth gowhit@ufl.edu

Lake County: Dallas Meringolo hendersond@ufl.edu

Orange County: Melinda Souers msouers@ufl.edu

Osceola County: Jessica Sprain jsprain@ufl.edu

Seminole County: Karen Henry khenry@seminolecountyfl.gov

Volusia County: Chelsea Woodard clwoodard@ufl.edu

Helpful Links:

<https://v2.4honline.com>

<https://centralfloridafair/>



2026 CENTRAL FLORIDA FAIR 4-H EXHIBIT INFORMATION

The 2026 Central Florida Fair is offering contest categories exclusively for 4-H youth from our Central Florida Fair counties including: Brevard, Lake, Orange, Osceola, Seminole and Volusia. The contests are briefly described below. Please read contest rules and guidelines for entry specifications.

JUDGING

Entries will be judged using the Danish system with Blue, Red, and White awards given for each junior, intermediate and senior entry and Green participation awards for Cloverbuds. No monetary premiums will be awarded.

REGISTRATION

Registration will open in [4Honline](#). Exhibits must be brought to the extension office or fairgrounds for check-in and picked from same during the dates and times published. **If you are unable to make this time frame you must make arrangements with your 4-H Agent in advance.** The Fair staff locks the buildings at these times so we cannot remain for those who are late.

CONTESTS

4-H Photography: Open to Juniors, Intermediates and Seniors

Youth may enter up to one photo in each of the 5 state designated categories. Prints should be 8" x 10" and mounted on foam core with no border showing. The Florida 4-H Photography Scoresheet will be used for scoring. Please see contest rules and guidelines for descriptions of categories and additional requirements for model releases.

4-H Posters: Open to Cloverbuds, Juniors, Intermediates and Seniors

Youth may enter one poster each in the 4-H Project, 4-H Promotion, Florida Agriculture divisions. Posters should be **14" x 22" (1/2 poster board)** either landscape or portrait orientation. Regular poster board material is preferred over foam core for display purposes. Please see contest rules and guidelines for additional requirements and judging criteria.

4-H Member Exhibits: Open to Juniors, Intermediates and Seniors

Youth may enter one exhibit in a project category of their choice. Exhibit should consist of a tri-fold board dimensions no larger than **36" x 48" (smaller is acceptable)** and an **optional** project related item to be exhibited in front. Exhibits should highlight and/or educate viewers either in general or regarding a particular aspect of the project. Please see contest rules and guidelines for specific criteria and additional entry requirements.

4-H Game Boards: Open to Juniors, Intermediates and Seniors

Youth may enter a game board in a project category of their choice. Exhibit should consist of a foam core and wires to form a simple circuit. It may include pictures, drawings, photos, and/or writing. The maximum size is **16" x 20"**. Please see contest rules and guidelines for specific information.

4-H Club Exhibits: Open to 4-H Clubs in Orange and Seminole counties

4-H Clubs may enter an exhibit. Please see contest rules and guidelines for specific information.



An Equal Opportunity Institution

2026 Central Florida Fair 4-H Photography Exhibit Contest

The Photography contest is open to all 4-H youth in the junior, intermediate and senior age divisions. It is not necessary to be enrolled in a photography project to enter. Photos will be judged according to age and category using the Florida 4-H Photography Score Sheet. ***See Florida 4-H website Photography Contest guidelines for scoresheet and helpful hints.***



GENERAL RULES:

- ✿ Each 4-H member may enter one photo in each category.
- ✿ All photos must have been taken by 4-H member within one year of the date of the state photo contest deadline (June 1st previous year).
- ✿ Photos should be at least 800 x 1000 pixels and be cropped for 8 x 10 printing.
- ✿ Cropping, trimming and red eye reduction are allowed, however substantial adjustments such as changing colors or using computer graphics will result in disqualification.
- ✿ Model release statements must be completed for photos that include people. If under 18, signature must be from the parent of the subject.
- ✿ Junior, Intermediate and Senior entries will be judged separately. Blue, Red, and White quality awards will be given based upon judging criteria.
- ✿ Photo entries should be printed in 8" x 10" size and mounted on foam board. Foam board may extend **at most** one inch beyond the size of the photo. (i.e. 9" x 11")
- ✿ Name, county, age, entry category, and club should be written on an index card and attached to the back of the foam board.

Class/Category	Description	Entry Details
People	Any photo where main subject(s) is person or people. Can be still shots or active.	Mount on foam core. Include exhibitor and entry information on back.
Flora and Fauna	Plants or animals. Living things found in nature.	
Scenic	Cityscapes, Rural landscapes, natural settings that do not fit in flora or fauna.	
Still Life	An arrangement or display of inanimate (non-living) objects.	
Black and White	Any subject presented in black and white.	

Florida 4-H Photography Contest

Score Sheet for Evaluating Photos

Name: _____

Age Division: _____

Category: _____

*The scoresheet represents a sample of photographic techniques which may be considered when judging. **Photography judges need not consider each item listed when judging photos** and may consider other items in line with effective photographic techniques and the individual piece being reviewed.*

Impact and Creativity: (30 points)

Section Points: _____

Possible things to consider:

Unique Approach to subject matter

Tells a story

Evokes an emotion

Catches the attention of the viewer

Execution: (35 points):

Section Points: _____

Possible things to consider:

Sharpness/Focus

Exposure/Lighting

Highlight/Shadows

Depth of Field

Composition: (35 points):

Section Points: _____

Possible things to consider:

Balance

Rule of thirds or symmetry

Uncluttered background and foreground

Framing

TOTAL POINTS: _____

Ribbon Color: _____

Judge's Initials: _____

90-100 points: Blue ribbon

80-89 points: Red ribbon

79 points and below: White ribbon

Florida 4-H Photography Contest

Definition of Score Sheet terms

Note: Photo judges give their subjective opinions on submitted entries. **Not all items listed on the scorecard as “things to consider” must be considered.** Judges also have the freedom to make additional considerations in accordance with sound photography techniques based on the individual piece of work. Judges are selecting entries that overall represent excellent use of originality, execution, and composition.

Unique Approach to Subject Matter: Subject matter is presented in a new, novel, or unique way. Example: Image photographed from an unusual angle or uncommon visual perspective

Tells a Story: Can the viewer understand how visual elements are related to tell a story? Is the viewer able to understand what the photo is showing or telling?

Evokes an Emotion: Does the viewer *feel* something when examining the photo.

Catches the Attention of the Viewer: Causes the viewer to want to look at the photo.

Sharpness/Focus: The chosen subject is clear and in focus (not blurry).

Exposure/Lighting: Appropriate and/or flattering natural or artificial (flash) lighting used.

Highlight/Shadows: Appropriate detail is retained in a photo's darker portions (shadows), as well as in its lighter portion (highlights), avoiding under- or overexposed images.

Depth of Field: the zone of acceptable sharpness within a photo that will appear in focus.

Resolution: Detail of image is acceptable for photo.

Balance: Images within a frame are of equal visual weight if appropriate for the image.

Rule of Thirds or Symmetry: Subject is framed in a way that either represents the photography Rule of Thirds or makes good use of symmetry.

Uncluttered background and foreground: Photo is free of excess images that negatively detract from the overall subject.

Framing: Elements in the photo are effectively used to frame the subject and add to the overall impression of the photo.

2026 Central Florida Fair 4-H Poster Exhibit Contest



GENERAL RULES:

- There are three entry divisions: **4-H Project Posters**, **4-H Promotional Posters** and **Florida Agriculture Posters**.
- One entry per exhibitor per division (one each project and promotional) All age divisions.
- Posters must be **14 X 22** either landscape or portrait orientation. Other sizes will be disqualified.
- Project Posters should teach the viewer something about the project.
- Promotional Posters should encourage participation in the 4-H program (membership, volunteerism, sponsorship, etc.)
- Florida Agriculture Posters can either teach about or promote agricultural products grown in Florida.
- Exhibits will be judged on both visual quality and content including drawing attention to viewers, well planned/organized and appropriate content for project and age of 4-H member.
- Entries must be original each year and must be created by the 4-H member entering the exhibit.
- The back of the poster should include: Member Name, County, 4-H Club, Age and Category.
- A 4-H emblem must be included somewhere on the exhibit.
- Include citations for sources of information and photos on back of poster.

PROJECT POSTER EXAMPLE TOPICS:

Animals

- Animal Science
- Pets
- Horses
- Veterinary Science

Citizenship and Leadership

- Citizenship
- Global Education
- Leadership Development
- Workforce Preparation

Communication and Expressive Arts

- Leisure and Performing Arts
- Communication and Media Arts

Family and Consumer Sciences

- Childcare and Development
- Clothing and Sewing
- Money Management
- Food Preparation
- Food Nutrition, Safety and Food Science
- Personal Well-Being
- Safety

Nature and Outdoors

- Entomology
- Environmental Science
- Marine and Aquatic Science
- Shooting Sports
- Wildlife
- Natural Resources
- Water and Land Use

Plants and Gardening

- Any Plant Science Related

Science and Technology

- Aerospace
- Computer Science
- Electricity
- Robotics
- Engines
- Weather and Climate
- Woodworking



4-H Poster Exhibit Score Sheet

Exhibitor Name: _____

Circle One: **Project Poster** **Promotional Poster**

Category: _____

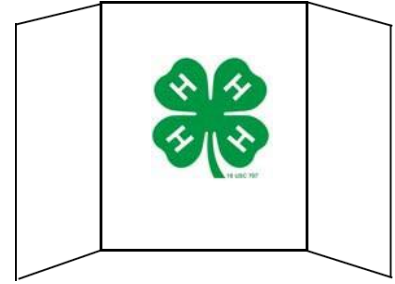
Age Division: **CB** **JR** **INT** **SR**

4-H Club: _____

Judging Criteria Description	Points Possible	Points Awarded
Includes one main theme or topic (Clear Message)	20	
Display effectively educates viewer on the topic (Appropriate Content)	20	
Attractive use of color and design to attract viewers (Artistic Design)	20	
Appropriate and creative choice of media and materials.	10	
Well planned and Organized Presentation (Organized Presentation)	10	
Age Appropriate Content and Depth suited to age of exhibitor	10	
Overall Quality Neat, Clean, Well-Assembled, No Spelling Errors	10	
Total Score	100	

Judges Notes:

4-H Table-top Member Exhibit Contest



GENERAL RULES:

- One entry per exhibitor
- Open to juniors, intermediates and seniors.
- Tri-fold Board up to 36" x 48" accepted
- All tabletop exhibits must demonstrate one main theme or idea and teach about the project.
- The entry may include item(s) that represent the project or have been created by the exhibitor to be displayed in front of the tri-fold board. (OPTIONAL)
- Exhibits will be judged on both visual quality and content including drawing attention to viewers, well planned/organized and pleasing appearance and appropriate content for project and age of 4-H member.
- Entries must be original each year and must be created by the 4-H member entering the exhibit.
- The back of the display should include: Member Name, County, 4-H Club, Age and Category.
- A 4-H emblem must be included somewhere on the exhibit.
- Include citations for sources of information and photos either at bottom front or on back of display board.
- No live animals or insects, flammable materials or sharp objects allowed as part of a display.

CATEGORIES WITH EXAMPLE TOPICS:

Animals

- Animal Science
- Pets
- Horses
- Veterinary Science

Citizenship and Leadership

- Citizenship
- Global Education
- Leadership Development
- Workforce Preparation

Communication and Expressive Arts

- Leisure and Performing Arts
- Communication and Media Arts

Family and Consumer Sciences

- Childcare and Development
- Clothing and Sewing
- Money Management
- Food Preparation
- Food Nutrition, Safety and Food Science
- Personal Well-Being
- Safety

Nature and Outdoors

- Entomology

- Environmental Science
- Marine and Aquatic Science
- Shooting Sports
- Wildlife
- Natural Resources
- Water and Land Use

Plants and Gardening

- Any Plant Science Related

Science and Technology

- Aerospace
- Computer Science
- Electricity
- Robotics
- Engines
- Weather and Climate
- Woodworking

Central Florida Fair

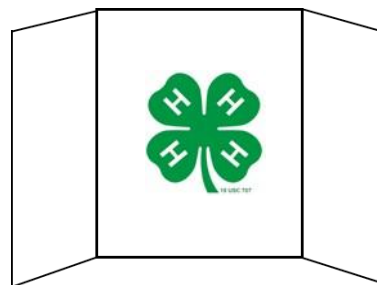
Table-top Member Exhibit Score Sheet

Exhibitor Name: _____

Category: _____

Age Division: JR INT SR

4-H Club: _____



Judging Criteria Description	Points Possible	Points Awarded
Includes one main theme or topic (Clear Message)	20	
Display effectively educates viewer on the topic (Appropriate Content)	30	
Attractive use of color and design to attract viewers (Artistic Design)	10	
Well planned and Organized Presentation (Organized Presentation)	20	
Age Appropriate Content and Depth suited to age of exhibitor	10	
Overall Quality Neat, Clean, Well-Assembled, No Spelling Errors	10	
Total Score	100	

Judges Notes:

4-H Game Board Contest

GENERAL RULES:

- ✿ Each 4-H member may enter one electronic game board.
- ✿ Open to juniors, intermediates and seniors.
- ✿ Entries must demonstrate one main theme or idea and teach about the project using an interactive matching game.
- ✿ Game boards may be no larger than 16" x 20" foam core and should **not** be cut into shapes. Any color is acceptable.
- ✿ Boards should run on 9 volt (or smaller) battery which must be securely attached to the back of the board.
- ✿ Boards must be working at time of judging.
- ✿ All electric joints should be soldered or taped to the back of the board (may not be loose). Wiring should be visible to judges.
- ✿ Boards should have a covered light, buzzer, or other electric technology to visibly indicate correct answers.
- ✿ Exhibits will be judged on construction, functionality, visual quality, and content including drawing attention to viewers, being well planned/organized, and having appropriate content for project and age of 4-H member.
- ✿ Entries must be original each year and must be created by the 4-H member entering the exhibit.
- ✿ The back of the display should include: Member Name, 4-H Club, Year, Age and Category.
- ✿ A 4-H emblem must be included somewhere on the exhibit.
- ✿ Include citations for sources of information and photos on back of display board.
- ✿ No flammable materials or sharp objects are allowed as part of a display.
- ✿ Request EDIS publication 4H ELM 1.0 for instructions on creating electronic game boards.



Central Florida Fair

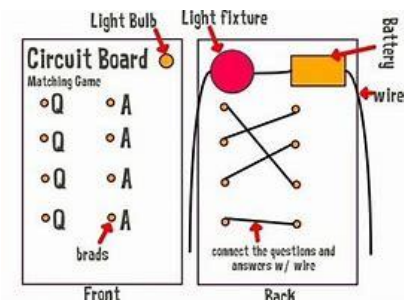
4-H Game Board Exhibit Score Sheet

Exhibitor Name: _____

Category: _____

Age Division: JR INT SR

4-H Club: _____



Judging Criteria Description	Points Possible	Points Awarded
Includes one main theme or topic (Clear Message)	10	
Display effectively educates viewer on the topic (Appropriate Content)	20	
Functional and proper wiring. Includes all electronic components. Working properly.	25	
Attractive use of color and design to attract viewers (Artistic Design)	10	
Well planned and Organized Presentation (Organized Presentation)	15	
Age Appropriate Content and Depth suited to age of exhibitor	10	
Overall Quality Neat, Clean, Well-Assembled, No Spelling Errors	10	
Total Score	100	

Judges Notes:

4-H Club Booth Contest



GENERAL RULES:

1. Registration & Eligibility

- 4-H Clubs from Seminole and Orange County are eligible to enter. There will be a limit of five booths per county, and it will be first-come, first-served in order of registration. Please register [here](https://forms.gle/SaTsv8oHDFP2AmRo8) for Orange County and [here for Seminole County](https://forms.gle/SaTsv8oHDFP2AmRo8): <https://forms.gle/SaTsv8oHDFP2AmRo8>

2. Purpose & Design Focus

- Booths should promote 4-H goals and mission and act as a clear advertisement for the 4-H program. Clubs may choose to feature a project area, club activities, a specific educational program or service project or a combination of these. Clubs are responsible for ensuring that all youth appearing in photos have parent consent approved in 4Honline.

3. Booth Size & Display Rules

- Booths must fit within a 6' deep × 6' wide space.
- Each booth will have sides and back boundaries composed of pipe and drape provided by the fair. No objects may be attached to the pipes or drapes such as via pinning or tying or you risk forfeiting your award.
- Clubs should provide any structural elements needed for vertical display of items. Examples would be fabric, craft paper, posters, or photographs.
- The floor space may be filled with props or table with display items. All items must be provided by the club. Please note that neither 4-H nor the Central Florida Fair can be responsible for items of value that are included in the display.
- A curtain or rope barrier will provide a boundary between the club display and fair patrons.

4. Required Elements

- Display the county name and the UF/IFAS Extension Office location using large, legible signage.
- Include a "How to Join 4-H" section to engage fairgoers.
- Highlight the life skills learned and knowledge gained through 4-H participation, tailored to your club's unique identity.
- Ensure the booth is neat, attractive, attention-getting, and thought-out in its décor.

5. Safety Restrictions

- By fire marshal order, hay and straw are not permitted in the booth.

Central Florida Fair 4-H Club Booth Score Sheet



County: _____

4-H Club: _____

Club Leader: _____

Judging Criteria Description	Points Possible	Points Awarded
Promotes 4-H mission and goals and encourages 4-H membership.	20	
Display effectively educates viewers on the chosen focus topic(s) (i.e. projects, club activities, educational programs, and/or service project)	30	
Attractive use of color and design to attract viewers (Artistic Design)	10	
Well planned and Organized Presentation (Organized Presentation)	20	
Effectively uses entire display space. Uses appropriate props and materials. (Meets criteria)	10	
Overall Quality Neat, Clean, Well-Assembled, No Spelling Errors	10	
Total Score	100	

Judges Notes: