



Welcome to Gardening Matters. During this time of social distancing and online schooling, this newsletter provides some gardening activities and fun facts for youth and families. This newsletter is a joint UF/IFAS Extension Bay County 4-H, Master Gardener and Family and Consumer Science (FCS) project.

Extended Learning

As we practice social distancing, why not explore your back yard. Yes, it can be an exciting adventure! As you explore your yard, you may want to take it further by starting a journal – write, draw or take photos of what you see over a period of time (days, weeks, months, years) and compare what you find over time. Graph the growth of a plant, document when flowers bloom and rainfall amounts. There are lots of things that can be included in the journal.

Find:

- 5 different shaped leaves
- Spider web
- Different types of bark
- Squirrel
- Something decomposing
- Something red
- Something yellow
- Something white
- Something fuzzy/hairy
- Rock
- Stick
- Butterfly
- Seed
- Flower
- 3 insects
- 2 birds
- Bird feeder
- Bird house
- Worm
- Lizard
- Frog
- Feather
- Bee
- Caterpillar



Time To

Spring is a great time to start a garden or explore the outside. If you are starting a garden, determine if you want vegetables or flowers or both. Vegetables can easily be planted in an ornamental bed near your flowers. Many vegetables and flowers can be planted in containers.

Plant




- Beans
- Beets
- Cantaloupes
- Cantaloupe
- Corn
- Cucumbers
- Peppers
- Tomatoes
- Okra
- Annual ornamentals

Plant Herbs



- Basil
- Chives
- Dill
- Parsley
- Oregano
- Thyme

Harvest



- Beets
- Broccoli
- Carrots
- Cabbage
- Cauliflower
- Lettuce
- Radishes





Recipe *Garlic Roasted Radishes*

INGREDIENTS

1 lb. radishes, ends trimmed and halved
 1 Tbsp. cooking oil of your choice
 ¼ tsp. dried parsley, dried chives or dried dill

¼ tsp. pepper
 2–3 garlic cloves, finely minced
 ½ tsp. salt

Prep time: 10 mins
 Cook time: 15 mins
 Total time: 25 mins
 Servings: 4
 Resource: The Real Food Dieticians

INSTRUCTIONS

- 1) Preheat oven to 425°F.
- 2) In a bowl, combine the radishes, oil, salt and pepper. Toss until radishes are evenly coated.
- 3) Spread radishes out in a large 9×13 inch baking dish. Don't over crowd. Bake for 20-25 minutes, tossing every 10 or so minutes. Five minutes before they are finished cooking, add the minced garlic and dried parsley. Bake for the additional 5 minutes or until radishes are golden brown and cooked through.
- 4) Optional: Serve with a side of ranch for dipping or drizzle on top of radishes and garnish with parsley, dill or chives.

Did You Know?



Radishes are members of the cabbage family. They could be thin and long or short and round. Radishes can be different colors - white, red, or purple. Radishes are often used as a garnish since they can be made into edible shapes – don't cut through it all the way and place in ice water to fan out.

To select – ½ - 1 inch wide, firm; if top attached should look fresh.

Nutrition facts – 1 serving = ½ cup sliced raw; calories 12, protein 0 grams, carbohydrates 2 grams, fat 0 grams; source of vitamin C, has antioxidants.

Garden Highlight – What's in Bloom



Roses




Hibiscus



Lance leaf Coreopsis

Resources For additional information on gardening visit Florida Vegetable Guiding Guide <https://edis.ifas.ufl.edu/vh021>

4-H has curriculum on gardening including the Junior Master Gardener Program.



Books the Bay County Library has many books on gardening <http://www.nwrls.lib.fl.us/>



Rah, Rah, Radishes!
by April Pulley Sayre



How Does a Seed Sprout: and other questions about plants by Melissa Stewart

Editors

Dr Paula Davis, 4-H Youth and Development, pmdavis@ufl.edu
 Melanie Taylor, Family & Consumer Science, metaylor@ufl.edu
 Julie McConnell, Horticulture, juliebmcconnell@ufl.edu
 Bay County Master Gardeners, baymg@ifas.ufl.edu
 Photos: UF/IFAS Extension Bay County


Back Yard Scavenger Hunt


Find:


- 2 birds
- 3 insects
- 5 different shaped leaves
- Bee
- Bird feeder
- Bird house
- Butterfly
- Caterpillar
- Different types of bark
- Feather
- Flower
- Frog
- Lizard
- Rock
- Seed
- Something decomposing
- Something fuzzy/hairy
- Something red
- Something white
- Something yellow
- Spider web
- Squirrel
- Stick
- Worm


Back Yard Scavenger Bingo


Find the item in your yard then mark the square.


Leaf	Spider web	Bark	Squirrel	Something decomposing
Something red	Something yellow	Something white	Something fuzzy/hairy	Rock
Stick	Butterfly		Seed	Flower
Insect	Bird	Bird feeder	Bird house	Worm
Lizard	Frog	Feather	Bee	Caterpillar

Bark	Leaf	Flower	Lizard	Something yellow
Spider web	Rock	Butterfly	Bird feeder	Insect
Stick	Something red		Something white	Bird
Frog	Something fuzzy/hairy	Something decomposing	Squirrel	Caterpillar
Bee	Bird house	Feather	Worm	Seed

Bird	Bird house	Butterfly	Rock	Something fuzzy/hairy
Bird feeder	Insect	Squirrel	Something decomposing	Something white
Bark	Leaf		Seed	Caterpillar
Spider web	Feather	Something red	Lizard	Frog
Something yellow	Worm	Stick	Bee	Flower

Spider web	Bird feeder	Seed	Squirrel	Something decomposing
Worm	Something yellow	Bee	Something fuzzy/hairy	Stick
Leaf	Butterfly		Rock	Flower
Insect	Frog	Something red	Bird house	Bark
Lizard	Feather	Caterpillar	Something white	Bird

Seed	Bark	Bee	Rock	Worm
Bird	Caterpillar	Something white	Feather	Lizard
Flower	Something red		Leaf	Something fuzzy/hairy
Spider web	Something decomposing	Bird house	Butterfly	Frog
Stick	Squirrel	Bird feeder	Something yellow	Insect

Bird feeder	Bark	Spider web	Lizard	Something decomposing
Something red	Something yellow	Something white	Something fuzzy/hairy	Stick
Bird house	Butterfly		Rock	Leaf
Flower	Bird	Seed	Insect	Worm
Squirrel	Feather	Caterpillar	Bee	Frog